



Membrane Pressure Switch AF30 - Type PDS:

- Snap action micro switch
- 250V / 6A
- Change over contact SPDT
- Elastomer membrane
- Adjustment range: 0,2...16bar
- Max. system pressure 60bar
- Preset ex works possible
- Easy adjustment via adjustment knob
- Rugged design
- E-connection DIN EN 175301-803A or M12x1
- Female thread or flange connection

Order code

PDS - A - BBB - C - D - E

A	Output
	1 = SPDT

BBB	Pressure adjustment range
	002 = 0,2...2bar
	008 = 0,5...8bar
	016 = 1...16bar

C	Membrane
	M = NBR -20...+80°C
	T = low temperature-NBR -40...+80°C
	E = EPDM -40...+100°C
	F = FVMQ -40...+100°C
	V = Viton 0...+100°C

D	Fluid connection
	2 = female G1/4"
	4 = horizontal flange incl. M5x40, O-Ring 5x1,5
	T = female Rc1/4" fixed

E	Electrical connection
	1 = plug DIN EN 175301-803 A
	2 = plug M12x1

Options

xx,x bar	set point adjustment increasing or decreasing, factory preset
011000	socket DIN EN 175301-803A
011001	socket DIN EN 175301-803A with 2LED, 24V
011041	1,5m cable with socket M12x1

Order sample: PDS-1-016-V-2-1

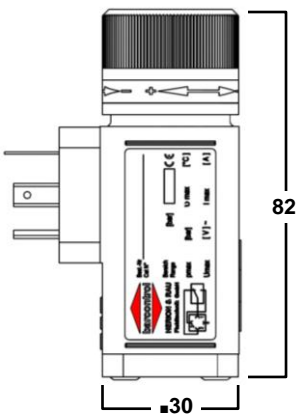
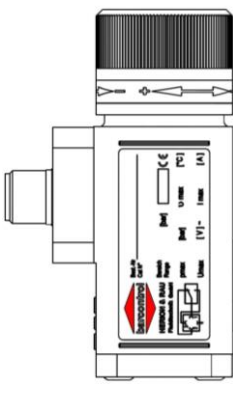
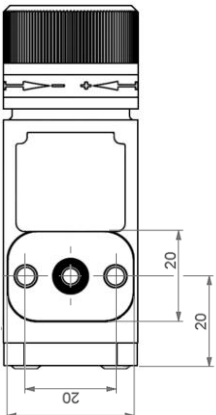
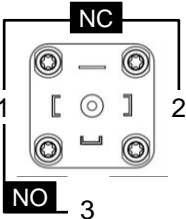
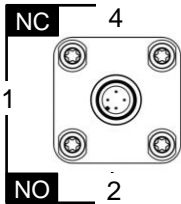
Pressure Switch PDS
Output: SPDT
Adjustment range: 1...16bar
Membrane: Viton
Fluid connection: female G1/4"
E-connection: plug DIN EN 175301-803A

Technical Data

Construction:	snap action micro switch AF30
Operating fluid:	compressed air, neutral fluids/gases
Mechanical installation:	over fluid connection
Mounting position:	any
Max. system pressure:	60bar
Repeatability:	max. $\pm 2\%$ of full scale at room temperature
Hysteresis*:	guide value: 0,1bar + 5...10% of set point, not adjustable
Life cycles, mech:	$> 5 \times 10^6$
Max. switching frequency:	$\sim 1\text{Hz}$
Temperature range*:	$-40 \dots +100^\circ\text{C}$ as a function of used elastomere
Vibration resistance:	10g (10 ... 2000Hz) sinus acc. to ISO 16750-3
Shock resistance:	30g, 14ms shaped sinus acc. to DIN 40046, T7
Swiching element:	snap action micro switch with self cleaning pins
CE-mark:	acc. to EU-standards 2014/35/EU (LVD); 2011/65/EU (RoHS)
Protection class EN 60529:	IP65 using DIN EN 175301-803A, IP67 using M12x1
Weight:	$\sim 0,3\text{kg}$

* please contact the technical support for alternative or special requirements regarding hysteresis and temperature
Subject to technical alternations!

Electrical connection data – dimensions

	Dimension: G1/4 female		Horizontale flange connection	
				
	DIN EN 175301-803A	M12x1		
				
	250VAC	24VDC	48VAC	24VDC
ohmic load	6A	3A	4A	3A
Inductive load	1A	1A	1A	1A